

ALL ABOUT CAMBRIA

| ARSA GROUP LLC

| FAX: 732-390-6153

| Do-countertops.com

E-MAIL: info@do-countertops.com

arsagroupllc@gmail.com




C A M B R I A®



BRENTWOOD™



CANTERBURY™



CASTELL™



DARLINGTON™




HENLEY™




LINCOLNSHIRE™



LINWOOD™



NEWHAVEN™



WATERFORD™




WINDERMERE™

Cambrian Collection™

The Cambrian Collection captures the look and feel of classic stone, with a rich array of colors and naturally random, earthy patterns.






BALA BLUE™



BRECON BROWN™



BRISTOL BLUE™



BURTON BROWN™



CAERPHILLY GREEN™



CAMBRIAN GOLD™




CARDIFF CREAM™



CARDIGAN RED™




CARLISLE GRAY™



CARMARTHEN BROWN™



COSWELL CREAM™



FLINT BLACK™



HYDE PARK™



NEW CASTLE™



OXWICH GREEN™

Classic Collection™

Timeless and enduring, Cambria's Classic Collection is always in style.




Classic Collection™



SNOWDON WHITE™




STAFFORD BROWN™




TALBOT GRAY™



TENBY CREAM™



WELSHPOOL BLACK™



WILSHIRE RED™





CAMBRIAN BLACK™




CHERRYBROOK™



CLYDE™



CUDDINGTON™




DEVON™



DOVER™



FIELDSTONE™



GREYSTONE™



HAZEL FORD™



OAKHAMPTON™



SANFORD™



SUSSEX™

Desert Collection™

Inspired by the muted hues found in scenic landscapes, the Desert Collection is clean and simple, complementing virtually any décor.



Desert Collection™



TEMPLETON™



WHITE CLIFF™



WHITEHALL™




YORKSHIRE™




CHARSTON™



EDINBURGH™



MINERA™



PARYS™



WHITNEY™

Jewel Collection™

The Jewel Collection is all about the bling. Brilliant blues, golds and silvers sparkle from deep within the surface in a show-stopping display of drama.






COLLYBROOKE™



DOVEDALE™



NEW BRIGHTON™



NEWPORT™



WAVERTON™

Marble Collection™


Embodying the beauty and sensuality of marble in its colors, depth and movement, Cambria's Marble Collection is elegance at its finest.




C A M B R I A®




ARAGON™




ASHFORD™



BLACKWOOD™




BRADFORD™




BROWNHILL™




BURNBURY™



CHATHAM™




CRANBROOK™




DURHAM™




FERNDALE™




HALSTEAD™



HAMILTON™



KENSINGTON™



KINGSTON™




LANCASTER™

Quarry Collection™


The warm, rich tones in the Quarry Collection demonstrate the endless possibilities and variation found in natural stone.




Quarry Collection™




NOTTINGHAM™




OXFORD™



PARK GATE™



PRESTON™




READING™



SHEFFIELD™



SOMERSET™



SOUTHAMPTON™



SUTTON™



VICTORIA™



WILLISTON™



WINCHESTER™



WINDSOR™





ABERDEEN™



BELLINGHAM™



BRAEMAR™




BUCKINGHAM™



NEW QUAY™



PRAA SANDS™



SHARPHAM™




SHIREBROOK™



TORQUAY™



WELLINGTON™



WESTMINSTER

Waterstone Collection™

Unlike any other, the Waterstone Collection captures all the movement and unpredictability of flowing water, in a range of both neutral and vibrant tones. It has unbelievable reflectivity, depth and is as pure as nature.




ABERDEEN™

WATERSTONE COLLECTION™

As lively and bustling as the Scottish city it's named for, Aberdeen is a show-stopper. Oranges, greens and grays are free-flowing and lava-like in this energizing array.


CAMBRIA COORDINATING COLORS



Durham™



Fieldstone™



Variation in the natural stone (quartz) color, pattern, size, shape and shade are inherent and unique characteristics to be expected with this product. This does not affect the product performance in any manner. Color blotches are intended and designed into many colors to enhance the natural beauty. Photographs are from small select cuts from a slab; they do not exhibit all the characteristics of a color and combined with printing limitations are not fully representative of what will be installed.

COLOR COMBINATIONS BY BENJAMIN MOORE



Pumpkin Seed



Wheeling Neutral



Pumpkin Seed



Spice Gold



Deer Path



Baked Clay



Gray



Whitall Brown



Deep Creek



ARAGON™

QUARRY COLLECTION™

Gray and light brown tones are sumptuous and comfortable, with a hint of luxury. Recalling King Henry VIII's first wife, Catherine of Aragon, this shade is both regal and relaxed.

CAMBRIA COORDINATING COLORS



Cuddington™



Devon™



Variation in the natural stone (quartz) color, pattern, size, shape and shade are inherent and unique characteristics to be expected with this product. This does not affect the product performance in any manner. Color blotches are intended and designed into many colors to enhance the natural beauty. Photographs are from small select cuts from a slab; they do not exhibit all the characteristics of a color and combined with printing limitations are not fully representative of what will be installed.

COLOR COMBINATIONS BY BENJAMIN MOORE



Pumpkin Seed



Wheeling Neutral



Pumpkin Seed



Spice Gold



Deer Path



Baked Clay



Gray



Whitall Brown



Deep Creek



ASHFORD™

QUARRY COLLECTION™

Taking its cue from one-of-a-kind, stately manors and the rivers that flow through the town of Ashford, England, this adaptable neutral boasts an elegance unto itself. The richness and movement of russet, tan and black welcome Ashford in any room.


CAMBRIA COORDINATING COLORS



Clyde™



Cambrian Black™



Variation in the natural stone (quartz) color, pattern, size, shape and shade are inherent and unique characteristics to be expected with this product. This does not affect the product performance in any manner. Color blotches are intended and designed into many colors to enhance the natural beauty. Photographs are from small select cuts from a slab; they do not exhibit all the characteristics of a color and combined with printing limitations are not fully representative of what will be installed.

COLOR COMBINATIONS BY BENJAMIN MOORE



Philadelphia
Cream



Deserted Island



Standish White



Quincy Tan



Pashmina



Powel Bluff



Sparrow



Masada



Gray




BALA BLUE™

CLASSIC COLLECTION™

Like the crystalline waters of Bala Lake in Wales, Bala Blue is fresh, hip and vibrant. A standout in any room, either as a statement piece or in small doses.


CAMBRIA COORDINATING COLORS



Whitehall™




Cambrian Black™



Variation in the natural stone (quartz) color, pattern, size, shape and shade are inherent and unique characteristics to be expected with this product. This does not affect the product performance in any manner. Color blotches are intended and designed into many colors to enhance the natural beauty. Photographs are from small select cuts from a slab; they do not exhibit all the characteristics of a color and combined with printing limitations are not fully representative of what will be installed.

COLOR COMBINATIONS BY BENJAMIN MOORE



Winter White



Ashwood



Refined



Wish



Thunder



Pashmina



Trout Gray



Raccoon Fur



Maple Leaf Red



BELLINGHAM™

WATERSTONE COLLECTION™

Like the River North Tyne that runs through this brisk English market town, marble-like waves of dark gray and black swirl about a backdrop of creams and light gray, lending a casual elegance to any setting.

CAMBRIA COORDINATING COLORS



Sussex™



Templeton™



Variation in the natural stone (quartz) color, pattern, size, shape and shade are inherent and unique characteristics to be expected with this product. This does not affect the product performance in any manner. Color blotches are intended and designed into many colors to enhance the natural beauty. Photographs are from small select cuts from a slab; they do not exhibit all the characteristics of a color and combined with printing limitations are not fully representative of what will be installed.

COLOR COMBINATIONS BY BENJAMIN MOORE



Pumpkin Seed



Wheeling Neutral



Pumpkin Seed



Spice Gold



Deer Path



Baked Clay



Gray



Whitall Brown



Deep Creek



BLACKWOOD™

QUARRY COLLECTION™

Flecks of gold, cream and blue glisten across a shroud of black, much like this village that sits atop Scotland's picturesque Clyde Valley, where two rivers converge below. Dramatic, yet classically neutral.


CAMBRIA COORDINATING COLORS



Waverton™



Clyde™



Variation in the natural stone (quartz) color, pattern, size, shape and shade are inherent and unique characteristics to be expected with this product. This does not affect the product performance in any manner. Color blotches are intended and designed into many colors to enhance the natural beauty. Photographs are from small select cuts from a slab; they do not exhibit all the characteristics of a color and combined with printing limitations are not fully representative of what will be installed.

COLOR COMBINATIONS BY BENJAMIN MOORE



Anjou Pear



Elephant Tusk



Anjou Pear




Lenox Tan



Tyler Taupe



Elemental



Navajo White



Philipsburg Blue



Cromwell Gray



BRADFORD™

QUARRY COLLECTION™

Bradford recalls this northern England town's textile history, particularly its international prominence in wool production. Rich grays, creams and blues are equally calming and vibrant depending on the space and mood of the room.


CAMBRIA COORDINATING COLORS



Yorkshire™



Sussex™




Variation in the natural stone (quartz) color, pattern, size, shape and shade are inherent and unique characteristics to be expected with this product. This does not affect the product performance in any manner. Color blotches are intended and designed into many colors to enhance the natural beauty. Photographs are from small select cuts from a slab; they do not exhibit all the characteristics of a color and combined with printing limitations are not fully representative of what will be installed.

COLOR COMBINATIONS BY BENJAMIN MOORE



Gentle Cream



Mascarpone



Wish



Oat Straw



Pashmina



Thunder



Clinton Brown



Harvest Time



Lucerne



BRAEMAR™


WATERSTONE COLLECTION™

Scattered and pebble-like, much like the banks of the River Dee, which runs through this highest and most mountainous village in the UK. Gray, black and cream quartz crystals collide in a playful, contemporary mix.

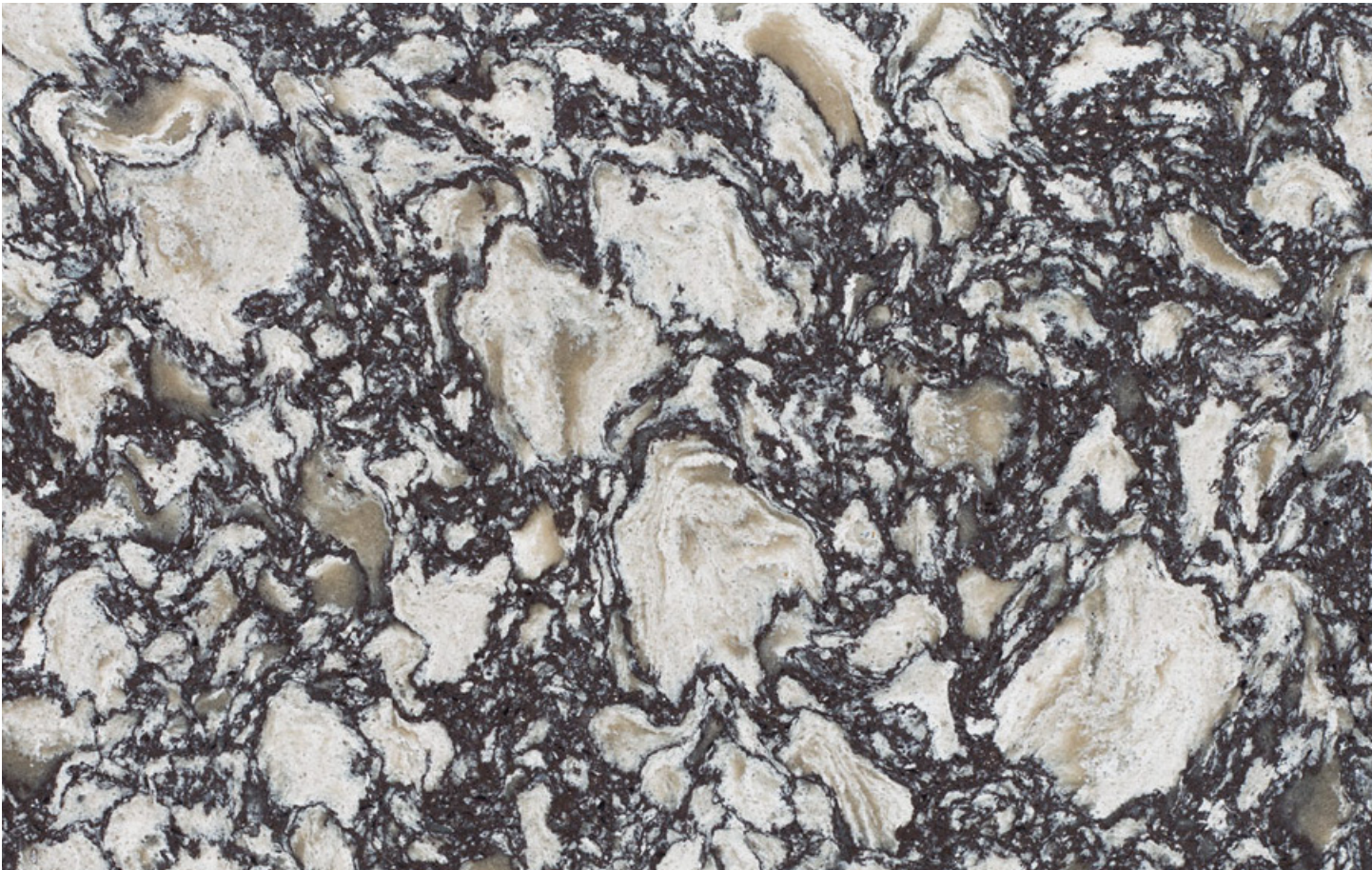
CAMBRIA COORDINATING COLORS



Sussex™



Durham™



Variation in the natural stone (quartz) color, pattern, size, shape and shade are inherent and unique characteristics to be expected with this product. This does not affect the product performance in any manner. Color blotches are intended and designed into many colors to enhance the natural beauty. Photographs are from small select cuts from a slab; they do not exhibit all the characteristics of a color and combined with printing limitations are not fully representative of what will be installed.

COLOR COMBINATIONS BY BENJAMIN MOORE



Pumpkin Seed



Wheeling Neutral



Pumpkin Seed



Spice Gold



Deer Path



Baked Clay



Gray



Whitall Brown



Deep Creek




BRECON BROWN™

CLASSIC COLLECTION™

Brecon Brown is all about the speckle. Warm browns and creams echo Wales’ grand Brecon Beacons, a range of hills that includes the highest point in southern Britain. Definitely not your everyday neutral.


CAMBRIA COORDINATING COLORS



Cambrian Black™




Cherrybrook™



Variation in the natural stone (quartz) color, pattern, size, shape and shade are inherent and unique characteristics to be expected with this product. This does not affect the product performance in any manner. Color blotches are intended and designed into many colors to enhance the natural beauty. Photographs are from small select cuts from a slab; they do not exhibit all the characteristics of a color and combined with printing limitations are not fully representative of what will be installed.

COLOR COMBINATIONS BY BENJAMIN MOORE



Acadia White




Frappe



Kansas Grain



Crisp Khaki



Bar Harbor Beige



Jicama



Flint



Iron Gate



Etruscan




BRENTWOOD™


CAMBRIAN COLLECTION™

Recalling a moody winter afternoon, these restrained shades of charcoal, silver and taupe reflect the beauty of weathered stone. Affluent yet approachable, like the quintessential English town of Brentwood itself.


CAMBRIA COORDINATING COLORS



Templeton™



Devon™



Variation in the natural stone (quartz) color, pattern, size, shape and shade are inherent and unique characteristics to be expected with this product. This does not affect the product performance in any manner. Color blotches are intended and designed into many colors to enhance the natural beauty. Photographs are from small select cuts from a slab; they do not exhibit all the characteristics of a color and combined with printing limitations are not fully representative of what will be installed.

COLOR COMBINATIONS BY BENJAMIN MOORE



Silhouette



Gray Owl



Winds Breath



Ice Formations



Chelsea Gray



Wish



Beaujolais



French Press



Sea Haze




BRISTOL BLUE™


CLASSIC COLLECTION™

As active and alive as the prosperous and cultured southwest England city itself, Bristol Blue is a sensational mix of black and blue with a dash of shimmer. Classic, yet eclectic and surely captivating.


CAMBRIA COORDINATING COLORS



Cambrian Black™



Whitehall™



Variation in the natural stone (quartz) color, pattern, size, shape and shade are inherent and unique characteristics to be expected with this product. This does not affect the product performance in any manner. Color blotches are intended and designed into many colors to enhance the natural beauty. Photographs are from small select cuts from a slab; they do not exhibit all the characteristics of a color and combined with printing limitations are not fully representative of what will be installed.

COLOR COMBINATIONS BY BENJAMIN MOORE



Refined



Intense White



Butter Pecan



Smokey Taupe



Coventry Gray



Coastal Fog



Granite



Witching Hour



Sag Harbor Gray




BROWNHILL™

QUARRY COLLECTION™

Reminiscent of Brownhill, England’s coal mining hub, this color is solid and timeless, blending black, charcoal, browns and creams. A stunning, though neutral palette to unify any room.

CAMBRIA COORDINATING COLORS



Cambrian Black™



Cherrybrook™



Variation in the natural stone (quartz) color, pattern, size, shape and shade are inherent and unique characteristics to be expected with this product. This does not affect the product performance in any manner. Color blotches are intended and designed into many colors to enhance the natural beauty. Photographs are from small select cuts from a slab; they do not exhibit all the characteristics of a color and combined with printing limitations are not fully representative of what will be installed.

COLOR COMBINATIONS BY BENJAMIN MOORE



Pumpkin Seed



Wheeling Neutral



Pumpkin Seed



Spice Gold



Deer Path



Baked Clay



Gray



Whitall Brown



Deep Creek



BUCKINGHAM™

WATERSTONE COLLECTION™

Named for the London palace that's home to the British Monarchy, Buckingham is rich and versatile, with just enough unexpected interest. Browns, golds and grays converge with a hint of shimmer in this delightfully adaptable palette.

CAMBRIA COORDINATING COLORS



Yorkshire™



Sussex™



Variation in the natural stone (quartz) color, pattern, size, shape and shade are inherent and unique characteristics to be expected with this product. This does not affect the product performance in any manner. Color blotches are intended and designed into many colors to enhance the natural beauty. Photographs are from small select cuts from a slab; they do not exhibit all the characteristics of a color and combined with printing limitations are not fully representative of what will be installed.

COLOR COMBINATIONS BY BENJAMIN MOORE



Pumpkin Seed



Wheeling Neutral



Pumpkin Seed



Spice Gold



Deer Path



Baked Clay



Gray



Whitall Brown



Deep Creek



BURNBURY™

QUARRY COLLECTION™

Coppery reds, browns and a hint of gray meld and swirl like the waters churned at the 19th century Bunbury Watermill in the heart of England. Warm, welcoming and classically rich.


CAMBRIA COORDINATING COLORS



Cuddington™



Blackwood™



Variation in the natural stone (quartz) color, pattern, size, shape and shade are inherent and unique characteristics to be expected with this product. This does not affect the product performance in any manner. Color blotches are intended and designed into many colors to enhance the natural beauty. Photographs are from small select cuts from a slab; they do not exhibit all the characteristics of a color and combined with printing limitations are not fully representative of what will be installed.

COLOR COMBINATIONS BY BENJAMIN MOORE



Simply Irresistible



Durango Dust



Pearl Harbor



Buena Vista Gold



Dark Beige



Tawny Rose



Eclipse



Maryville Brown



Hasbrouck Brown



BURTON BROWN™

CLASSIC COLLECTION™

Barley and hops abound in this color named after the East Midlands town of Burton, known for its many breweries. From dark chocolates to foamy ambers, Burton Brown complements any décor.

CAMBRIA COORDINATING COLORS



Hazelford™



Cherrybrook™



Variation in the natural stone (quartz) color, pattern, size, shape and shade are inherent and unique characteristics to be expected with this product. This does not affect the product performance in any manner. Color blotches are intended and designed into many colors to enhance the natural beauty. Photographs are from small select cuts from a slab; they do not exhibit all the characteristics of a color and combined with printing limitations are not fully representative of what will be installed.

COLOR COMBINATIONS BY BENJAMIN MOORE



Pumpkin Seed



Wheeling Neutral



Pumpkin Seed



Spice Gold



Deer Path



Baked Clay



Gray



Whitall Brown



Deep Creek

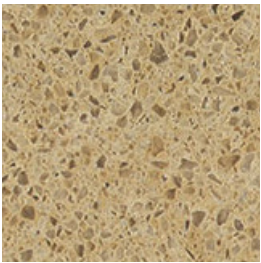


CAERPHILLY GREEN™


CLASSIC COLLECTION™

An eye-catching blend of emerald, black, tan and gold mimics the grand landscape announcing the Caerphilly Castle in south Wales. Expressive, stylish and subdued, Caerphilly Green pulls any room together.


CAMBRIA COORDINATING COLORS



Cambrian Gold™




Cambrian Black™




Variation in the natural stone (quartz) color, pattern, size, shape and shade are inherent and unique characteristics to be expected with this product. This does not affect the product performance in any manner. Color blotches are intended and designed into many colors to enhance the natural beauty. Photographs are from small select cuts from a slab; they do not exhibit all the characteristics of a color and combined with printing limitations are not fully representative of what will be installed.


COLOR COMBINATIONS BY BENJAMIN MOORE



Monterey White



Moonshine



Gray Lake



Richmond Gray



Sandy Hook Gray



Gray Owl



Anjou Pear



Desert Twilight



Lead Gray




CAMBRIAN BLACK™


DESERT COLLECTION™

Bold and majestic as the Welsh mountain range itself, Cambrian Black packs a dramatic punch. Chic, smart and always in fashion, it's the little black dress of natural stone surfaces...either in large spaces or as a simple accent.

CAMBRIA COORDINATING COLORS



Williston™




Brownhill™




Variation in the natural stone (quartz) color, pattern, size, shape and shade are inherent and unique characteristics to be expected with this product. This does not affect the product performance in any manner. Color blotches are intended and designed into many colors to enhance the natural beauty. Photographs are from small select cuts from a slab; they do not exhibit all the characteristics of a color and combined with printing limitations are not fully representative of what will be installed.


COLOR COMBINATIONS BY BENJAMIN MOORE




White Wisp



Titanium



Vanilla Milkshake



Barren Plain



Metropolitan



Moonshine



Storm



Flint



Stone




CAMBRIA GOLD™


CLASSIC COLLECTION™

Like a stunning panorama of Wales' Cambrian Mountains at dawn, Cambria Gold captures shades of tan, cream, gold and gray for a cohesive, subtle palette. A soft touch as a complement to other colors or a standalone basic

CAMBRIA COORDINATING COLORS



Halstead™



Caerphilly Green™



Variation in the natural stone (quartz) color, pattern, size, shape and shade are inherent and unique characteristics to be expected with this product. This does not affect the product performance in any manner. Color blotches are intended and designed into many colors to enhance the natural beauty. Photographs are from small select cuts from a slab; they do not exhibit all the characteristics of a color and combined with printing limitations are not fully representative of what will be installed.


COLOR COMBINATIONS BY BENJAMIN MOORE



Elephant Tusk



Abingdon Putty




Alpine white



Splendor



Meditation



Revere Pewter



Fairview Taupe



Caponata



Rustique



CANTERBURY™

CAMBRIAN COLLECTION™

Rich, warm tones of wood, leather and stone, befitting of an ancient abbey or country manor one might find in Chaucer's Canterbury in the southeast county of Kent. A regal collection with a refreshingly modern feel.


CAMBRIA COORDINATING COLORS



Dover™



Cherrybrook™



Variation in the natural stone (quartz) color, pattern, size, shape and shade are inherent and unique characteristics to be expected with this product. This does not affect the product performance in any manner. Color blotches are intended and designed into many colors to enhance the natural beauty. Photographs are from small select cuts from a slab; they do not exhibit all the characteristics of a color and combined with printing limitations are not fully representative of what will be installed.

COLOR COMBINATIONS BY BENJAMIN MOORE



Wood Ash



Kona



Desert Camel



Baja Dunes



Lancaster
Whitewash



Sierra Hills



Warmed Cognac



Farm Fresh



Nightfall




CARDIFF CREAM™


CLASSIC COLLECTION™

The individual, creamy pellets in Cardiff Cream hearken the many castles that dot Cardiff on Wales’ southern coast. A light, lovely foundation equally capable in both modern and traditional spaces.

CAMBRIA COORDINATING COLORS



Winchester™



Kingston™




Variation in the natural stone (quartz) color, pattern, size, shape and shade are inherent and unique characteristics to be expected with this product. This does not affect the product performance in any manner. Color blotches are intended and designed into many colors to enhance the natural beauty. Photographs are from small select cuts from a slab; they do not exhibit all the characteristics of a color and combined with printing limitations are not fully representative of what will be installed.


COLOR COMBINATIONS BY BENJAMIN MOORE



Frappe



Albescent



Lychee



Alexandria Beige



Stone Hearth



Crisp Khaki



Lush



Carob



Maryville Brown




CARDIGAN RED™

CLASSIC COLLECTION™

A bold, yet warm choice. Like the well-worn sweaters once coveted by the fishermen of this Welsh coastal town, Cardigan Red is both comforting and exhilarating.....a healthy dose of color indeed.


CAMBRIA COORDINATING COLORS



Cambrian Black™




Whitehall™



Variation in the natural stone (quartz) color, pattern, size, shape and shade are inherent and unique characteristics to be expected with this product. This does not affect the product performance in any manner. Color blotches are intended and designed into many colors to enhance the natural beauty. Photographs are from small select cuts from a slab; they do not exhibit all the characteristics of a color and combined with printing limitations are not fully representative of what will be installed.

COLOR COMBINATIONS BY BENJAMIN MOORE



Steam



Full Moon



Classic Gray



Camouflage



Stonington gray



Thunder



Jet Black



Cinder



Wenge



CARLISLE GRAY™


CLASSIC COLLECTION™

Carlisle Gray brings to life the sandy shores of three rivers that converge in this northwestern England town. Gritty grays, whites and black collide in a random rhythm that makes a statement on its own, or blends gracefully into the back-ground.


CAMBRIA COORDINATING COLORS



Sussex™



Cambrian Black™




Variation in the natural stone (quartz) color, pattern, size, shape and shade are inherent and unique characteristics to be expected with this product. This does not affect the product performance in any manner. Color blotches are intended and designed into many colors to enhance the natural beauty. Photographs are from small select cuts from a slab; they do not exhibit all the characteristics of a color and combined with printing limitations are not fully representative of what will be installed.


COLOR COMBINATIONS BY BENJAMIN MOORE



Muslin



Sonnet



Calming Cream



Hush




Cotswald



Providence Olive



Wrought Iron



Stone Brown



Tamarind




CARMARTHEN BROWN™

CLASSIC COLLECTION™

Classic with an edge, depending on the mood. Named for the oldest city in Wales, the russet and black of Carmarthen Brown invoke the iron and coal trades that once defined the region. A solid, commanding anchor to any room.


CAMBRIA COORDINATING COLORS



Cambrian Black™



Oakhampton™



Variation in the natural stone (quartz) color, pattern, size, shape and shade are inherent and unique characteristics to be expected with this product. This does not affect the product performance in any manner. Color blotches are intended and designed into many colors to enhance the natural beauty. Photographs are from small select cuts from a slab; they do not exhibit all the characteristics of a color and combined with printing limitations are not fully representative of what will be installed.

COLOR COMBINATIONS BY BENJAMIN MOORE



Capris Coast



Cream Froth



Etiquette



Baja Dunes



Interlude



Ipanema



Terra Mauve



Nocturnal Gray



Clinton Brown



CASTELL™

CAMBRIAN COLLECTION™

The color of mist and drizzle, these gentle grays with specks of blue and white recall the flagstones that anchor the Castell Guesthouse in Wales. Equally at home in a country cottage or a hip, urban loft.


CAMBRIA COORDINATING COLORS



Templeton™



Waverton™



Variation in the natural stone (quartz) color, pattern, size, shape and shade are inherent and unique characteristics to be expected with this product. This does not affect the product performance in any manner. Color blotches are intended and designed into many colors to enhance the natural beauty. Photographs are from small select cuts from a slab; they do not exhibit all the characteristics of a color and combined with printing limitations are not fully representative of what will be installed.

COLOR COMBINATIONS BY BENJAMIN MOORE



Squirrel Tail



Silhouette



Pumice Stone



White Wisp



Baja Dunes



Cumulus Cloud



Bonne Nuit



Ashen Tan



Steam



CHARSTON™


JEWEL COLLECTION™

Like the shimmering hints of blue reflecting off the sea on a moonless night, this color captures the mood of the Charston Rock Lighthouse in Gloucester Harbour. Perfect for adding a hint of drama to any décor.


CAMBRIA COORDINATING COLORS



Templeton™



Greystone™




Variation in the natural stone (quartz) color, pattern, size, shape and shade are inherent and unique characteristics to be expected with this product. This does not affect the product performance in any manner. Color blotches are intended and designed into many colors to enhance the natural beauty. Photographs are from small select cuts from a slab; they do not exhibit all the characteristics of a color and combined with printing limitations are not fully representative of what will be installed.


COLOR COMBINATIONS BY BENJAMIN MOORE



Gravel Gray



Rodeo



Winter White




Chelsea Gray



Stone Hearth



Revere Pewter



Thunder



Victorian Garden



Down Pour Blue




CHATHAM™

QUARRY COLLECTION™

Striking, yet understated, the coppery-reds and browns in Chatham reflect this English town's unique dual-personality as the former home of a bustling naval dockyard, entwined by rolling hills and valleys. Quiet elegance with a hint of drama sets the mood in any space.

CAMBRIA COORDINATING COLORS



Cambrian Black™



Dover™



Variation in the natural stone (quartz) color, pattern, size, shape and shade are inherent and unique characteristics to be expected with this product. This does not affect the product performance in any manner. Color blotches are intended and designed into many colors to enhance the natural beauty. Photographs are from small select cuts from a slab; they do not exhibit all the characteristics of a color and combined with printing limitations are not fully representative of what will be installed.

COLOR COMBINATIONS BY BENJAMIN MOORE



Monroe Bisque



Elephant Tusk



Philadelphia Cream



Coriander Seed



Rattan



Coastal Path



Army Green



Salsa Dancing



Turmeric




CHERRYBROOK™


DESERT COLLECTION™

Like its namesake classic inn deep in the English countryside, this timeless russet brown with a hint of cherry evokes a sense of warmth and wellbeing. Cherrybrook beckons quiet comfort and simple luxury.

CAMBRIA COORDINATING COLORS



Sutton™



Nottingham™



Variation in the natural stone (quartz) color, pattern, size, shape and shade are inherent and unique characteristics to be expected with this product. This does not affect the product performance in any manner. Color blotches are intended and designed into many colors to enhance the natural beauty. Photographs are from small select cuts from a slab; they do not exhibit all the characteristics of a color and combined with printing limitations are not fully representative of what will be installed.

COLOR COMBINATIONS BY BENJAMIN MOORE



Carrington Beige



Safari



Durango Dust



Greenbriar Beige




Elk Horn



Interlude



Tyler Taupe



Old Salem Gray



Van Buren Brown




CLYDE™

DESERT COLLECTION™

Dawn over the Scottish River Clyde is shrouded in sandy, rosy hues....the same palette that elevates Clyde over other ordinary neutrals. A touch of class, texture and dignity for any room.

CAMBRIA COORDINATING COLORS



Halstead™



Kingston™



Variation in the natural stone (quartz) color, pattern, size, shape and shade are inherent and unique characteristics to be expected with this product. This does not affect the product performance in any manner. Color blotches are intended and designed into many colors to enhance the natural beauty. Photographs are from small select cuts from a slab; they do not exhibit all the characteristics of a color and combined with printing limitations are not fully representative of what will be installed.

COLOR COMBINATIONS BY BENJAMIN MOORE



Natural Wicker



Gentle Cream



Litchfield Gray



Bleeker Beige



Richmond Gold



Alexandria Beige



Woodstock



Greenfield Pumpkin



Davenport Tan



COLLYBROOKE™


MARBLE COLLECTION™

Smooth and sensual, like the ancient river rocks found along the banks of Collybrooke Creek in southwestern England's Devon County. This swirling palette of darker sands and stones has a soft, weathered, beach-worn feel.


CAMBRIA COORDINATING COLORS



Templeton™



Preston™



Variation in the natural stone (quartz) color, pattern, size, shape and shade are inherent and unique characteristics to be expected with this product. This does not affect the product performance in any manner. Color blotches are intended and designed into many colors to enhance the natural beauty. Photographs are from small select cuts from a slab; they do not exhibit all the characteristics of a color and combined with printing limitations are not fully representative of what will be installed.

COLOR COMBINATIONS BY BENJAMIN MOORE



Deep Space



Kangaroo



Gray Horse



Northern Cliffs



Warmed Cognac




Kangaroo



Anjou Pear



French Press



Hushed Hue




COSWELL CREAM™


CLASSIC COLLECTION™

Like the sandy beaches of its namesake bay on the south-west coast of Wales, Coswell Cream calls for calm and relaxation. A soothing blend of cream, white and tan sets an easy-going pace and couldn't be more versatile.

CAMBRIA COORDINATING COLORS



Halstead™




Bradford™




Variation in the natural stone (quartz) color, pattern, size, shape and shade are inherent and unique characteristics to be expected with this product. This does not affect the product performance in any manner. Color blotches are intended and designed into many colors to enhance the natural beauty. Photographs are from small select cuts from a slab; they do not exhibit all the characteristics of a color and combined with printing limitations are not fully representative of what will be installed.


COLOR COMBINATIONS BY BENJAMIN MOORE




Seashell




Glacier White



Icicle



Everlasting




Elmira White



Clarksville Gray



Alexandria Beige



Farm Fresh



Taos Taupe



CRANBROOK™

QUARRY COLLECTION™

The cool, rugged burgundy and creams of Cranbrook are brimming with vitality like this English market town itself. A hint of black marries the mix, adding classic versatility to both modern and traditional settings.

CAMBRIA COORDINATING COLORS



Sussex™



Oakhampton™



Variation in the natural stone (quartz) color, pattern, size, shape and shade are inherent and unique characteristics to be expected with this product. This does not affect the product performance in any manner. Color blotches are intended and designed into many colors to enhance the natural beauty. Photographs are from small select cuts from a slab; they do not exhibit all the characteristics of a color and combined with printing limitations are not fully representative of what will be installed.

COLOR COMBINATIONS BY BENJAMIN MOORE



Baby Fawn



Cream Cloak



Lychee



Meditation



Pashmina



Cotswald



Stampede



Deep Silver



Hodley Red



CUDDINGTON™


DESERT COLLECTION™

Best described as the color of hot porridge sprinkled with cinnamon and honey...something that could have easily contributed to the central England town's claim as "Britain's Best Kept Village." The epitome of warmth and prettiness.

CAMBRIA COORDINATING COLORS



Aragon™




Coswell Cream™



Variation in the natural stone (quartz) color, pattern, size, shape and shade are inherent and unique characteristics to be expected with this product. This does not affect the product performance in any manner. Color blotches are intended and designed into many colors to enhance the natural beauty. Photographs are from small select cuts from a slab; they do not exhibit all the characteristics of a color and combined with printing limitations are not fully representative of what will be installed.

COLOR COMBINATIONS BY BENJAMIN MOORE




Mayonnaise



Shaker Beige



Durango Dust




Calming Cream



Lenox Tan



Acorn Yellow



Gentle Cream



Tyler Taupe



Warm Tan




DARLINGTON™

CAMBRIAN COLLECTION™

Subtle wisps of khaki and olive meander like the slow rolling rivers that weave through this northeastern England market town. Light, serene, soothing and exquisite.


CAMBRIA COORDINATING COLORS



Durham™



Sussex™



Variation in the natural stone (quartz) color, pattern, size, shape and shade are inherent and unique characteristics to be expected with this product. This does not affect the product performance in any manner. Color blotches are intended and designed into many colors to enhance the natural beauty. Photographs are from small select cuts from a slab; they do not exhibit all the characteristics of a color and combined with printing limitations are not fully representative of what will be installed.

COLOR COMBINATIONS BY BENJAMIN MOORE



Dark Pewter



Dry Sage



Sienna Clay



Secret



Pashmina



River Gorge Gray



Winterwood



November Rain



Hushed Hue




DEVON™

DESERT COLLECTION™

Awash in gray and black, much like waves rumbling through the pebbly coves of Devonshire, England. Peaceful, neutral and simple, Devon is unmistakably the new black for contemporary or traditional rooms.

CAMBRIA COORDINATING COLORS



Ferndale™



Aragon™



Variation in the natural stone (quartz) color, pattern, size, shape and shade are inherent and unique characteristics to be expected with this product. This does not affect the product performance in any manner. Color blotches are intended and designed into many colors to enhance the natural beauty. Photographs are from small select cuts from a slab; they do not exhibit all the characteristics of a color and combined with printing limitations are not fully representative of what will be installed.


COLOR COMBINATIONS BY BENJAMIN MOORE



Winterwood



Elephant Tusk



White River



Copley Gray



Woodcliff Lake



Brushed Aluminum



Cromwell Gray



Silhouette



Rockport Gray




DOVEDALE™

MARBLE COLLECTION™

Influenced by the famous Stepping Stones of Dovedale in the Peak District of northern England, this milky neutral is underscored by swirls of toffee. A deliciously subtle choice perfectly at home by itself or as an understated backdrop.

CAMBRIA COORDINATING COLORS



Whitehall™




Coswell Cream™



Variation in the natural stone (quartz) color, pattern, size, shape and shade are inherent and unique characteristics to be expected with this product. This does not affect the product performance in any manner. Color blotches are intended and designed into many colors to enhance the natural beauty. Photographs are from small select cuts from a slab; they do not exhibit all the characteristics of a color and combined with printing limitations are not fully representative of what will be installed.

COLOR COMBINATIONS BY BENJAMIN MOORE



Chantilly Lace



Caponata



Pumpkin Patch



Pale Sea Mist




Pink Corsage



Half Moon Crest



Fiji



Pearl River



Sabre Gray




DOVER™


DESERT COLLECTION™

Smooth and creamy, like the head on a pint of lager one might find in the Port of Dover. This soft, contrasting blend of neutrals invites you to explore beyond your first glance and adds subtle, visual interest to any space.

CAMBRIA COORDINATING COLORS



Sheffield™




Halstead™




Variation in the natural stone (quartz) color, pattern, size, shape and shade are inherent and unique characteristics to be expected with this product. This does not affect the product performance in any manner. Color blotches are intended and designed into many colors to enhance the natural beauty. Photographs are from small select cuts from a slab; they do not exhibit all the characteristics of a color and combined with printing limitations are not fully representative of what will be installed.

COLOR COMBINATIONS BY BENJAMIN MOORE




Mascarpone




Ivory Tusk



Frappe



Jute



Shaker Beige



Sandy Brown



Dinner Party



Bison Brown



North Creek Brown



DURHAM™


QUARRY COLLECTION™

Icy blues and grays twinkle from within a cloudy black, like the night sky above Durham, a picturesque city spread across seven hills in northeast England. Durham's understated elegance shines on its own or as an accommodating backdrop in any room.


CAMBRIA COORDINATING COLORS



Waverton™



Templeton™



Variation in the natural stone (quartz) color, pattern, size, shape and shade are inherent and unique characteristics to be expected with this product. This does not affect the product performance in any manner. Color blotches are intended and designed into many colors to enhance the natural beauty. Photographs are from small select cuts from a slab; they do not exhibit all the characteristics of a color and combined with printing limitations are not fully representative of what will be installed.

COLOR COMBINATIONS BY BENJAMIN MOORE



Lacey Pearl



Horizon



White Dove



Light Pewter



Cape May
Cobblestone



White Chocolate



Rockport Gray



Flint



Hazy Skies




EDINBUROUGH™

JEWEL COLLECTION™

Dark and seductive, this striking shade of ebony shimmers from within to reflect brilliant glints of color. Enchanting as the Scottish city itself, this color is as crisply contemporary as it is thoroughly classic.


CAMBRIA COORDINATING COLORS



Fieldstone™



Waverton™



Variation in the natural stone (quartz) color, pattern, size, shape and shade are inherent and unique characteristics to be expected with this product. This does not affect the product performance in any manner. Color blotches are intended and designed into many colors to enhance the natural beauty. Photographs are from small select cuts from a slab; they do not exhibit all the characteristics of a color and combined with printing limitations are not fully representative of what will be installed.

COLOR COMBINATIONS BY BENJAMIN MOORE



Creekbed



Meadow Mist



Eucalyptus




Hazelwood



Blue Echo



Carob



White Dove



Croquet



Elmira White




FERNDALE™

QUARRY COLLECTION™

Pebble-like and unpredictable, Ferndale is inspired by a Victorian villa set in the hills of beautiful Torquay, along England's southwestern coast. Greens, grays and whites mix gracefully with darker tones for plenty of visual interest.


CAMBRIA COORDINATING COLORS



Devon™




Templeton™



Variation in the natural stone (quartz) color, pattern, size, shape and shade are inherent and unique characteristics to be expected with this product. This does not affect the product performance in any manner. Color blotches are intended and designed into many colors to enhance the natural beauty. Photographs are from small select cuts from a slab; they do not exhibit all the characteristics of a color and combined with printing limitations are not fully representative of what will be installed.

COLOR COMBINATIONS BY BENJAMIN MOORE



Powder Sand



Alpine White



Feather Down



Manchester Tan



Sulphur Yellow



Coastal Fog



Bennington Gray



Ashwood Moss



Dolphin



FIELDSTONE™


DESERT COLLECTION™

Resembling the weather-beaten fieldstone walls that ramble through the English countryside, this striking shade of slate-gray is an ageless addition to any room. A true, multi-functional neutral.

CAMBRIA COORDINATING COLORS



Aragon™




Sheffield™




Variation in the natural stone (quartz) color, pattern, size, shape and shade are inherent and unique characteristics to be expected with this product. This does not affect the product performance in any manner. Color blotches are intended and designed into many colors to enhance the natural beauty. Photographs are from small select cuts from a slab; they do not exhibit all the characteristics of a color and combined with printing limitations are not fully representative of what will be installed.


COLOR COMBINATIONS BY BENJAMIN MOORE




Parer Mache




Seapearl



White Dove



Monterey White



Revere Pewter



Stonington Gray



Stone



Flint



Dolphin




FLINT BLACK™


CLASSIC COLLECTION™

Calling upon the ancient Flint Castle in North Wales, Flint Black is robust and imposing, and most definitely an attention-getter. A constellation of ice blue and white glimmer beneath the surface, like the colors of the night sky.


CAMBRIA COORDINATING COLORS



Whitehall™




Cambrian Black™




Variation in the natural stone (quartz) color, pattern, size, shape and shade are inherent and unique characteristics to be expected with this product. This does not affect the product performance in any manner. Color blotches are intended and designed into many colors to enhance the natural beauty. Photographs are from small select cuts from a slab; they do not exhibit all the characteristics of a color and combined with printing limitations are not fully representative of what will be installed.


COLOR COMBINATIONS BY BENJAMIN MOORE



Alpine White




Cloud White



Paper White



Metropolitan



November Rain



Rockport Gray



Cromwell Gray



Tranquility



Pottery Red




GREYSTONE™

DESERT COLLECTION™

A tribute to the stony shores of Greystone, Ireland, this color conjures images of overcast skies and foggy, coastal beaches. Perfectly at home in urban or rural retreats, Greystone brims with possibilities

CAMBRIA COORDINATING COLORS



Waterford™




Fieldstone™



Variation in the natural stone (quartz) color, pattern, size, shape and shade are inherent and unique characteristics to be expected with this product. This does not affect the product performance in any manner. Color blotches are intended and designed into many colors to enhance the natural beauty. Photographs are from small select cuts from a slab; they do not exhibit all the characteristics of a color and combined with printing limitations are not fully representative of what will be installed.

COLOR COMBINATIONS BY BENJAMIN MOORE



Lemon Souffle



Instinct



Kendall Charcoal




Lemon Grass



Coastline



Pearl River



Moonshine



Mysterious



Queen's Wreath



HALSTEAD™


QUARRY COLLECTION™

Busy and brimming with vitality, like the bustling eastern town of Halstead, England itself. A dark, neutral palette pops with surprises of ice blue and creamy shades. An exhilarating show-stopper indeed.


CAMBRIA COORDINATING COLORS



Clyde™



Oakhampton™



Variation in the natural stone (quartz) color, pattern, size, shape and shade are inherent and unique characteristics to be expected with this product. This does not affect the product performance in any manner. Color blotches are intended and designed into many colors to enhance the natural beauty. Photographs are from small select cuts from a slab; they do not exhibit all the characteristics of a color and combined with printing limitations are not fully representative of what will be installed.

COLOR COMBINATIONS BY BENJAMIN MOORE



Hearthstone



Pale Almond



Meditation




Wilmington Tan



Greenbriar Beige



Bleeker Beige



Monterey White



Lodge



Clinton Brown



HAMILTON™


QUARRY COLLECTION™

Murky and mysterious, with subtle hints of light. Aptly named for the once medieval village in England’s East Midlands, Hamilton emulates the ancient Roman pavements and baths that still remain in the region.


CAMBRIA COORDINATING COLORS



Sussex™



Oakhampton™



Variation in the natural stone (quartz) color, pattern, size, shape and shade are inherent and unique characteristics to be expected with this product. This does not affect the product performance in any manner. Color blotches are intended and designed into many colors to enhance the natural beauty. Photographs are from small select cuts from a slab; they do not exhibit all the characteristics of a color and combined with printing limitations are not fully representative of what will be installed.

COLOR COMBINATIONS BY BENJAMIN MOORE



Pumpkin Seed



Wheeling Neutral



Pumpkin Seed



Spice Gold



Deer Path



Baked Clay



Gray



Whitall Brown



Deep Creek




HAZELFORD™

DESERT COLLECTION™

Like a well-worn leather saddle from the stables of Hazelford Hall in England's East Midlands, this velvety brown is luxurious, yet unpretentious. A natural choice for those looking to add an unexpected dash of rusticity.

CAMBRIA COORDINATING COLORS



Halstead™



Brownhill™



Variation in the natural stone (quartz) color, pattern, size, shape and shade are inherent and unique characteristics to be expected with this product. This does not affect the product performance in any manner. Color blotches are intended and designed into many colors to enhance the natural beauty. Photographs are from small select cuts from a slab; they do not exhibit all the characteristics of a color and combined with printing limitations are not fully representative of what will be installed.

COLOR COMBINATIONS BY BENJAMIN MOORE



Overcast



Ivory Tusk



French Canvas



Bleeker Beige



Harmony



Ashen Tan



Tea



Wenge



Whitall Brown



HENLEY™

CAMBRIAN COLLECTION™

Capturing the movement and moods of the waters passing through Henley-on-Thames near England’s southernmost point, this graceful collection of dark neutrals is soothing and versatile. A beguiling medley of chocolate, slate, toffee and azure.


CAMBRIA COORDINATING COLORS



Templeton™



Devon™



Variation in the natural stone (quartz) color, pattern, size, shape and shade are inherent and unique characteristics to be expected with this product. This does not affect the product performance in any manner. Color blotches are intended and designed into many colors to enhance the natural beauty. Photographs are from small select cuts from a slab; they do not exhibit all the characteristics of a color and combined with printing limitations are not fully representative of what will be installed.

COLOR COMBINATIONS BY BENJAMIN MOORE




Devonshire Green



Brown Sugar



Great Plains Gold




Going to the Chapel



Tamarind




Wildwood Crest



Icicle



Paris Rain



Ivory Porcelain



HYDE PARK™

CLASSIC COLLECTION™

The weathered, marble-like texture of Hyde Park recalls the arched, dramatic grand entrance to this London landmark. Tan, cream and milky clouds of white set the stage for any backdrop, contemporary or casual.

CAMBRIA COORDINATING COLORS



Sussex™



Dover™



Variation in the natural stone (quartz) color, pattern, size, shape and shade are inherent and unique characteristics to be expected with this product. This does not affect the product performance in any manner. Color blotches are intended and designed into many colors to enhance the natural beauty. Photographs are from small select cuts from a slab; they do not exhibit all the characteristics of a color and combined with printing limitations are not fully representative of what will be installed.

COLOR COMBINATIONS BY BENJAMIN MOORE



Titanium



Pale Celery



Royal Silk



Paris Rain



Bronzed Beige



Wish



Boothbay Gray



Sulfur Yellow



Stone Brown




KENSINGTON™

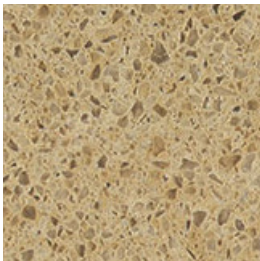
QUARRY COLLECTION™

The dark greens, golds and black of Kensington are clustered as densely as this busy, affluent west London borough itself. A clean, commanding statement that's never overpowering.


CAMBRIA COORDINATING COLORS



Cambrian Black™




Cambrian Gold™




Variation in the natural stone (quartz) color, pattern, size, shape and shade are inherent and unique characteristics to be expected with this product. This does not affect the product performance in any manner. Color blotches are intended and designed into many colors to enhance the natural beauty. Photographs are from small select cuts from a slab; they do not exhibit all the characteristics of a color and combined with printing limitations are not fully representative of what will be installed.


COLOR COMBINATIONS BY BENJAMIN MOORE




Powder Sand




Powder Sand



Feather Down



Coastal Fog



Manchester Tan



Sandy Brown



Rosemary Sprig



Rattan



Sharkskin




KINGSTON™

QUARRY COLLECTION™

Saxon kings were once crowned in this southwest London settlement, a fitting tribute to the statement-making Kingston. An artful study in contrasts, highlighting a decidedly modern mix of blacks, whites and olive tones.


CAMBRIA COORDINATING COLORS



Cambrian Black™




Sussex™



Variation in the natural stone (quartz) color, pattern, size, shape and shade are inherent and unique characteristics to be expected with this product. This does not affect the product performance in any manner. Color blotches are intended and designed into many colors to enhance the natural beauty. Photographs are from small select cuts from a slab; they do not exhibit all the characteristics of a color and combined with printing limitations are not fully representative of what will be installed.

COLOR COMBINATIONS BY BENJAMIN MOORE



Chatsworth Cream




YlangYlang



Monterey White



Greenbriar Beige



Crisp Khaki



Ashley Gray



Dior Gray



Quincy Tan



Dinner Party



LANCASTER™

QUARRY COLLECTION™

Grays, creams and hints of rose harken the quaint villages that freckle the countryside surrounding Lancaster, England. Fresh and airy, Lancaster lends a light, graceful touch to any room.

CAMBRIA COORDINATING COLORS



Clyde™




Sussex™




Variation in the natural stone (quartz) color, pattern, size, shape and shade are inherent and unique characteristics to be expected with this product. This does not affect the product performance in any manner. Color blotches are intended and designed into many colors to enhance the natural beauty. Photographs are from small select cuts from a slab; they do not exhibit all the characteristics of a color and combined with printing limitations are not fully representative of what will be installed.


COLOR COMBINATIONS BY BENJAMIN MOORE




Soft Chamois



Gray Mist




Bare



Manchester Tan



Smokey Taupe



Sea Urchin



Iron Gate



Rustique



Greenfield
Pumpkin



LINCOLNSHIRE™

CAMBRIAN COLLECTION™

Earthen hues of tan, taupe, moss and peat pay a fitting tribute to the bucolic farmlands of Lincolnshire County in northeast England. Rustic, yet captivating and refined.


CAMBRIA COORDINATING COLORS



Clyde™




Cuddington™




Variation in the natural stone (quartz) color, pattern, size, shape and shade are inherent and unique characteristics to be expected with this product. This does not affect the product performance in any manner. Color blotches are intended and designed into many colors to enhance the natural beauty. Photographs are from small select cuts from a slab; they do not exhibit all the characteristics of a color and combined with printing limitations are not fully representative of what will be installed.

COLOR COMBINATIONS BY BENJAMIN MOORE



Wenge



Mississippi Mud



Guesthouse



Pensive



Safari



Jicama



Pinch of Spice



Greenfield Pumpkin



Waynesboro Taupe



LINWOOD™


CAMBRIAN COLLECTION™

Relaxing and idyllic, like the tiny hamlet of Linwood in south-west England. Conjuring images of fallen leaves on a mossy forest floor, Linwood's warm, woodsy hues create a tranquil oasis in any space.


CAMBRIA COORDINATING COLORS



Clyde™



Fieldstone™



Variation in the natural stone (quartz) color, pattern, size, shape and shade are inherent and unique characteristics to be expected with this product. This does not affect the product performance in any manner. Color blotches are intended and designed into many colors to enhance the natural beauty. Photographs are from small select cuts from a slab; they do not exhibit all the characteristics of a color and combined with printing limitations are not fully representative of what will be installed.


COLOR COMBINATIONS BY BENJAMIN MOORE



Devonshire Green



Rocky Coast



Battenberg



Jute



Coastal Path



Bleeker Beige



Huntington Beige



Berber White



Maple Valley



MINERA™

JEWEL COLLECTION™

Like precious metals from the Minera Mines in Wales, luminous shades of gunmetal, steel and pewter steal the show. Naturally elegant, this dazzling finish reflects plenty of light, ushering new life to any interior.


CAMBRIA COORDINATING COLORS



Devon™



Sussex™



Variation in the natural stone (quartz) color, pattern, size, shape and shade are inherent and unique characteristics to be expected with this product. This does not affect the product performance in any manner. Color blotches are intended and designed into many colors to enhance the natural beauty. Photographs are from small select cuts from a slab; they do not exhibit all the characteristics of a color and combined with printing limitations are not fully representative of what will be installed. **Parys™ and Minera™ are both very unique members of Cambria's Jewel Collection™. These special quartz colors have aesthetics found only in nature that originate from minerals in the earth's crust. In that spirit, both of these distinctive and treasured colors have surface deviation to the touch and appearance. Our desire, and the market demand for these looks compel us to offer them to you as they are - naturally dominated in free flowing quartz crystals.**

COLOR COMBINATIONS BY BENJAMIN MOORE



Cranberry Cocktail




Atmospheric



Sleepy Hollow




Chambourde




Old Prairie




Weimaraner



Kitten Whiskers



Cloud White



Gray Owl




NEW BRIGHTON™

MARBLE COLLECTION™

Smooth and supple like the well-worn steps of Wales’ historic New Brighton Lighthouse, this stone has all the depth and movement of marble. Ideal for backlighting, New Brighton is adorned in stately shades of tan and taupe, touched by swirls of cream.


CAMBRIA COORDINATING COLORS



Whitehall™



Clyde™



Variation in the natural stone (quartz) color, pattern, size, shape and shade are inherent and unique characteristics to be expected with this product. This does not affect the product performance in any manner. Color blotches are intended and designed into many colors to enhance the natural beauty. Photographs are from small select cuts from a slab; they do not exhibit all the characteristics of a color and combined with printing limitations are not fully representative of what will be installed.


COLOR COMBINATIONS BY BENJAMIN MOORE



French White




Hancock Gray



Alpine White



Safari



Gentle Cream




Sea Star



Chambourde



Deer Path



Camouflage




NEW CASTLE™


CLASSIC COLLECTION™

The colors of wool and coal are reflected in New Castle, two industries that once defined this northeast England city. Tiny, neutral flecks peppered with black add energy and zest to this all-purpose color.

CAMBRIA COORDINATING COLORS



Cambrian Black™




Whitehall™




Variation in the natural stone (quartz) color, pattern, size, shape and shade are inherent and unique characteristics to be expected with this product. This does not affect the product performance in any manner. Color blotches are intended and designed into many colors to enhance the natural beauty. Photographs are from small select cuts from a slab; they do not exhibit all the characteristics of a color and combined with printing limitations are not fully representative of what will be installed.


COLOR COMBINATIONS BY BENJAMIN MOORE




Vapor




Moonlight White



Bavarian Cream



Collingwood



Natural Cream



Baja dunes



Weimaraner



Willow Creek



Trout Gray



NEW QUAY™

WATERSTONE COLLECTION™

Foggy grays with flecks of silver and black ...much like the picturesque houses that cling to the hills rising above this Welsh seaside resort town. Easy and adaptable, New Quay unifies any space.

CAMBRIA COORDINATING COLORS



Newport™



Sussex™



Variation in the natural stone (quartz) color, pattern, size, shape and shade are inherent and unique characteristics to be expected with this product. This does not affect the product performance in any manner. Color blotches are intended and designed into many colors to enhance the natural beauty. Photographs are from small select cuts from a slab; they do not exhibit all the characteristics of a color and combined with printing limitations are not fully representative of what will be installed.

COLOR COMBINATIONS BY BENJAMIN MOORE



Pumpkin Seed



Wheeling Neutral



Pumpkin Seed



Spice Gold



Deer Path



Baked Clay



Gray



Whitall Brown



Deep Creek



NEWHAVEN™

CAMBRIAN COLLECTION™

This sandy neutral is reminiscent of the rocky shores that dot seaside villages like Newhaven, England. Awash in moody tans and grays, it's the ideal way to transform merely attractive into utterly charming.


CAMBRIA COORDINATING COLORS



Cuddington™



Oakhampton™



Variation in the natural stone (quartz) color, pattern, size, shape and shade are inherent and unique characteristics to be expected with this product. This does not affect the product performance in any manner. Color blotches are intended and designed into many colors to enhance the natural beauty. Photographs are from small select cuts from a slab; they do not exhibit all the characteristics of a color and combined with printing limitations are not fully representative of what will be installed.

COLOR COMBINATIONS BY BENJAMIN MOORE



Weimaraner



Providence Olive



Scarecrow



Rustique



Abingdon Putty



Antique Parchment



Natural Linen



Gloucester Sage



Wenge



NEWPORT™

MARBLE COLLECTION™

A crisp white with subtle movement, and as mod and sophisticated as this bustling South Wales city. Newport is the quintessential “designer white.”


CAMBRIA COORDINATING COLORS



New Quay™



Sussex®



Variation in the natural stone (quartz) color, pattern, size, shape and shade are inherent and unique characteristics to be expected with this product. This does not affect the product performance in any manner. Color blotches are intended and designed into many colors to enhance the natural beauty. Photographs are from small select cuts from a slab; they do not exhibit all the characteristics of a color and combined with printing limitations are not fully representative of what will be installed.

COLOR COMBINATIONS BY BENJAMIN MOORE



Pumpkin Seed



Wheeling Neutral



Pumpkin Seed



Spice Gold



Deer Path



Baked Clay



Gray



Whitall Brown



Deep Creek




NOTTINGHAM™


QUARRY COLLECTION™

Inspired by “England’s Oldest Pub” in a cave beneath Nottingham Castle, this muddy, mysterious mix works as a multi-purpose neutral in both formal and casual spaces. Nottingham’s possibilities are endless thanks to its undefined earthiness.


CAMBRIA COORDINATING COLORS



Cambrian Black™



Hazelford™



Variation in the natural stone (quartz) color, pattern, size, shape and shade are inherent and unique characteristics to be expected with this product. This does not affect the product performance in any manner. Color blotches are intended and designed into many colors to enhance the natural beauty. Photographs are from small select cuts from a slab; they do not exhibit all the characteristics of a color and combined with printing limitations are not fully representative of what will be installed.

COLOR COMBINATIONS BY BENJAMIN MOORE



Monroe Bisque



Powder Sand



Navajo White



Alexandria Beige



Edgecomb Gray



Cedar Key



Bryant Gold



Silhouette



Mexicana




OAKHAMPTON™

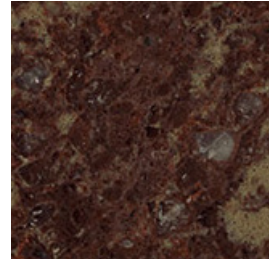
DESERT COLLECTION™

Taking its cue from the medieval town of Oakhampton in southwest England, this dark chocolate is multi-talented. Oakhampton is equally capable of commanding a room, as well as serving as a sleek and modern backdrop.

CAMBRIA COORDINATING COLORS



Winchester™



Hamilton™



Variation in the natural stone (quartz) color, pattern, size, shape and shade are inherent and unique characteristics to be expected with this product. This does not affect the product performance in any manner. Color blotches are intended and designed into many colors to enhance the natural beauty. Photographs are from small select cuts from a slab; they do not exhibit all the characteristics of a color and combined with printing limitations are not fully representative of what will be installed.

COLOR COMBINATIONS BY BENJAMIN MOORE



Huntington Beige



Floral White



Sonnet



Davenport Tan



Edgecomb Gray



Pensive



Tea



Cromwell Gray



Carob




OXFORD™

QUARRY COLLECTION™

Swirls of black, brown and copper are heavy, dark and aged, just like England's Oxford University, the oldest university in the world. An established, refined feel that wraps any room in supreme comfort and high-style.


CAMBRIA COORDINATING COLORS



Cambrian Black™



Hazelford™



Variation in the natural stone (quartz) color, pattern, size, shape and shade are inherent and unique characteristics to be expected with this product. This does not affect the product performance in any manner. Color blotches are intended and designed into many colors to enhance the natural beauty. Photographs are from small select cuts from a slab; they do not exhibit all the characteristics of a color and combined with printing limitations are not fully representative of what will be installed.

COLOR COMBINATIONS BY BENJAMIN MOORE



Pale Almond



Rich Cream



Tapestry Beige



Shaker Beige



Powell Bluff



Glacial Till



Masada



Iron Gate



Barrista




Oxwich Green™


CLASSIC COLLECTION™

Oxwich Green takes its cue from the ivy that still covers a 6th-century church nestled in the woods of this seaside village on Wales' southwest coast. A backdrop of black adds even more drama to this surprisingly versatile color.


CAMBRIA COORDINATING COLORS



Cambrian Black™



Fieldstone™



Variation in the natural stone (quartz) color, pattern, size, shape and shade are inherent and unique characteristics to be expected with this product. This does not affect the product performance in any manner. Color blotches are intended and designed into many colors to enhance the natural beauty. Photographs are from small select cuts from a slab; they do not exhibit all the characteristics of a color and combined with printing limitations are not fully representative of what will be installed.

COLOR COMBINATIONS BY BENJAMIN MOORE



Refined



Overcast



Powder Sand



Coastal Fog



Camouflage



Rainforest Dew



Kendall Charcoal



Kennebunkport Green



Castleton Mist




PARK GATE™

QUARRY COLLECTION™

The random mix of browns, grays and black mimic the marshlands and sandstone sea wall in the village of Park Gate, England. Simple and adaptable, it's an easy complement to any room décor.


CAMBRIA COORDINATING COLORS



Cambrian Black™



Dover™



Variation in the natural stone (quartz) color, pattern, size, shape and shade are inherent and unique characteristics to be expected with this product. This does not affect the product performance in any manner. Color blotches are intended and designed into many colors to enhance the natural beauty. Photographs are from small select cuts from a slab; they do not exhibit all the characteristics of a color and combined with printing limitations are not fully representative of what will be installed.

COLOR COMBINATIONS BY BENJAMIN MOORE



Elephant Tusk



Opaline



Man on the Moon



Alexandria Beige



Brandon Beige



Pashmina



Raccoon Fur



Summerdale Gold



Mayflower Red




PARYS™


JEWEL COLLECTION™

Reminiscent of the mist rising off Parys Mountain in Wales, this crystalline dream casts elegance into any space. Unexpected jolts of dazzling blue and shimmering gray step-up the glamour factor.

CAMBRIA COORDINATING COLORS



Greystone™



Fieldstone™



Variation in the natural stone (quartz) color, pattern, size, shape and shade are inherent and unique characteristics to be expected with this product. This does not affect the product performance in any manner. Color blotches are intended and designed into many colors to enhance the natural beauty. Photographs are from small select cuts from a slab; they do not exhibit all the characteristics of a color and combined with printing limitations are not fully representative of what will be installed. **Parys™ and Minera™ are both very unique members of Cambria's Jewel Collection™. These special quartz colors have aesthetics found only in nature that originate from minerals in the earth's crust. In that spirit, both of these distinctive and treasured colors have surface deviation to the touch and appearance. Our desire, and the market demand for these looks compel us to offer them to you as they are - naturally dominated in free flowing quartz crystals.**

COLOR COMBINATIONS BY BENJAMIN MOORE



Blue Nova



Deep Indigo



Dior Gray



Gray Cloud



Evening Dove




Sweet Innocence



Silver Dollar



Storm



Wedding Veil



PRAA SANDS™


WATERSTONE COLLECTION™

The subtle yet striking veining in Praa Sands mimics the rock outcroppings that dot this breathtaking stretch of beach on England's southernmost coast. Neutral clouds of gray and cream add balance and richness, while random hits of ocean blue and mirrored flecks mimic the glistening sea.

CAMBRIA COORDINATING COLORS



Templeton™



Whitehall™



Variation in the natural stone (quartz) color, pattern, size, shape and shade are inherent and unique characteristics to be expected with this product. This does not affect the product performance in any manner. Color blotches are intended and designed into many colors to enhance the natural beauty. Photographs are from small select cuts from a slab; they do not exhibit all the characteristics of a color and combined with printing limitations are not fully representative of what will be installed.

COLOR COMBINATIONS BY BENJAMIN MOORE



Pumpkin Seed



Wheeling Neutral



Pumpkin Seed



Spice Gold



Deer Path



Baked Clay



Gray



Whitall Brown



Deep Creek



PRESTON™


QUARRY COLLECTION™

Like the wool woven directly into this English town's medieval homes, the relaxed palette of Preston is both comforting and strong. A cheery mix of neutrals with just a hint of white is refreshing, clean and uplifting to any room.

CAMBRIA COORDINATING COLORS



Sussex™



Whitehall™



Variation in the natural stone (quartz) color, pattern, size, shape and shade are inherent and unique characteristics to be expected with this product. This does not affect the product performance in any manner. Color blotches are intended and designed into many colors to enhance the natural beauty. Photographs are from small select cuts from a slab; they do not exhibit all the characteristics of a color and combined with printing limitations are not fully representative of what will be installed.

COLOR COMBINATIONS BY BENJAMIN MOORE



Soft Chamois



Deserted Island



Jute



Clay Beige



Amulet



Meditation



Sparrow



Hale Navy



Summerdale Gold



READING™

QUARRY COLLECTION™

Inviting reds and browns mingle like the confluence of the two rivers that characterize the town of Reading, England. A cordial, refined finish with plenty of movement for those seeking easy elegance and warmth.


CAMBRIA COORDINATING COLORS



Hazelford™



Dover™



Variation in the natural stone (quartz) color, pattern, size, shape and shade are inherent and unique characteristics to be expected with this product. This does not affect the product performance in any manner. Color blotches are intended and designed into many colors to enhance the natural beauty. Photographs are from small select cuts from a slab; they do not exhibit all the characteristics of a color and combined with printing limitations are not fully representative of what will be installed.

COLOR COMBINATIONS BY BENJAMIN MOORE



Muslin



Windham Cream



Linen Sand



Brookline Beige



Brandon Beige



Adams Gold



Eclipse



Hearthstone Brown



Warmed Cognac

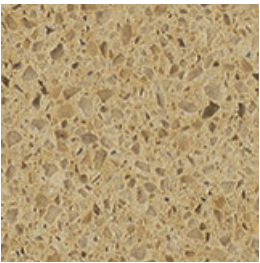


SANFORD™

DESERT COLLECTION™

Inspired by the easy, country charms of village life in Sandford, England, this creamy, sandy beige is simple and unfussy. An earthy natural for those with an eye toward simplicity.

CAMBRIA COORDINATING COLORS



Cambrian Gold™



Victoria™



Variation in the natural stone (quartz) color, pattern, size, shape and shade are inherent and unique characteristics to be expected with this product. This does not affect the product performance in any manner. Color blotches are intended and designed into many colors to enhance the natural beauty. Photographs are from small select cuts from a slab; they do not exhibit all the characteristics of a color and combined with printing limitations are not fully representative of what will be installed.

COLOR COMBINATIONS BY BENJAMIN MOORE



Fall Harvest



Terrapin Green




Iced Marble




Woodstock Tan



Cork




Winter Wheat



Powell Bluff



Desert Tan



Cloud White



SHARPHAM™

WATERSTONE COLLECTION™

Icy, crisp and cool like the dry white wine England's Sharpham Vineyard is known for. White veining against a dark gray backdrop adds drama and class, yet remains surprisingly neutral.


CAMBRIA COORDINATING COLORS



White Cliff™



Cambrian Black™



Variation in the natural stone (quartz) color, pattern, size, shape and shade are inherent and unique characteristics to be expected with this product. This does not affect the product performance in any manner. Color blotches are intended and designed into many colors to enhance the natural beauty. Photographs are from small select cuts from a slab; they do not exhibit all the characteristics of a color and combined with printing limitations are not fully representative of what will be installed.

COLOR COMBINATIONS BY BENJAMIN MOORE



Pumpkin Seed



Wheeling Neutral



Pumpkin Seed



Spice Gold



Deer Path



Baked Clay



Gray



Whitall Brown



Deep Creek




SHEFFIELD™

QUARRY COLLECTION™

Both the rocks of the River Sheaf, which runs through Sheffield, England, and the town’s steel industry, are reflected in this cool, edgy color. Endless arrays of grays merge seamlessly for a polished, crisp look.


CAMBRIA COORDINATING COLORS



Fieldstone™




Dover™




Variation in the natural stone (quartz) color, pattern, size, shape and shade are inherent and unique characteristics to be expected with this product. This does not affect the product performance in any manner. Color blotches are intended and designed into many colors to enhance the natural beauty. Photographs are from small select cuts from a slab; they do not exhibit all the characteristics of a color and combined with printing limitations are not fully representative of what will be installed.

COLOR COMBINATIONS BY BENJAMIN MOORE



Marble White




Steam



November Rain




Glacial Till



Horizon



Elemental



Safari



Sparrow



Hale Navy

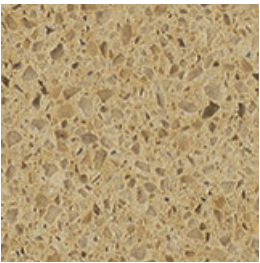


SHIREBROOK™


WATERSTONE COLLECTION™

A symphony of energy like this North Central English market town itself. Cranberry, gray, taupe and black roll about in the perfect random fusion of dark and light.


CAMBRIA COORDINATING COLORS



Cambrian Gold™



Durham™



Variation in the natural stone (quartz) color, pattern, size, shape and shade are inherent and unique characteristics to be expected with this product. This does not affect the product performance in any manner. Color blotches are intended and designed into many colors to enhance the natural beauty. Photographs are from small select cuts from a slab; they do not exhibit all the characteristics of a color and combined with printing limitations are not fully representative of what will be installed.

COLOR COMBINATIONS BY BENJAMIN MOORE



Pumpkin Seed



Wheeling Neutral



Pumpkin Seed



Spice Gold



Deer Path



Baked Clay



Gray



Whitall Brown



Deep Creek




SNOWDON WHITE™

CLASSIC COLLECTION™

Gleaming and crisp, like the snow-covered top of the highest mountain in Wales. Snowdon White awakens any space, while its tiny flecks of gray and tan add substance where needed.

CAMBRIA COORDINATING COLORS



Oakhampton™




Fieldstone™



Variation in the natural stone (quartz) color, pattern, size, shape and shade are inherent and unique characteristics to be expected with this product. This does not affect the product performance in any manner. Color blotches are intended and designed into many colors to enhance the natural beauty. Photographs are from small select cuts from a slab; they do not exhibit all the characteristics of a color and combined with printing limitations are not fully representative of what will be installed.


COLOR COMBINATIONS BY BENJAMIN MOORE




Calm




Muslin




Simply White



Barren Plain



Pashmina



Standish White



Fresh Olive



Fairview Taupe



Richmond Gold



SOMERSET™

QUARRY COLLECTION™

Like the rolling hills in the rural English county it's named for, Somerset is a comforting blend of toffee and caramel tones with a dash of definition that makes it the star of any room. Nature meets sophistication in this casual, yet stirring collection of colors.

CAMBRIA COORDINATING COLORS



Cherrybrook™



Clyde™




Variation in the natural stone (quartz) color, pattern, size, shape and shade are inherent and unique characteristics to be expected with this product. This does not affect the product performance in any manner. Color blotches are intended and designed into many colors to enhance the natural beauty. Photographs are from small select cuts from a slab; they do not exhibit all the characteristics of a color and combined with printing limitations are not fully representative of what will be installed.

COLOR COMBINATIONS BY BENJAMIN MOORE



Putnam Ivory




Calming Cream



Cream



Ticonderoga Taupe



Muslin



Pearl Harbor



Sweet Rosy Brown



Earth Brown



Dark Beige




SOUTHAMPTON™

QUARRY COLLECTION™

Like the river town on England’s south coast, Southampton awakens old and new. Warm gold tones honor still-standing medieval stone walls, while cool grays and black conjure the city’s deep ocean port. An appealing mix in contrasts indeed.


CAMBRIA COORDINATING COLORS



Fieldstone™




Templeton™




Variation in the natural stone (quartz) color, pattern, size, shape and shade are inherent and unique characteristics to be expected with this product. This does not affect the product performance in any manner. Color blotches are intended and designed into many colors to enhance the natural beauty. Photographs are from small select cuts from a slab; they do not exhibit all the characteristics of a color and combined with printing limitations are not fully representative of what will be installed.


COLOR COMBINATIONS BY BENJAMIN MOORE



November Rain



Pale Oak



Soft Chamois



Thunder



Stone Harbor



Stone Hearth



Military Tan



Hale Navy



Tumeric





C A M B R I A[®]



WHY
CHOOSE
CAMBRIA?

MORE STYLES/COLORS/DEPTH

10 REASONS FOR CHOOSING CAMBRIA

1 LEADER IN COLOR INNOVATION

Cambria continues to expand and refine its color palette with innovative products that respond to changing trends and become classics.

Cambria's latest, the Waterstone Collection, captures all the movement and unpredictability of flowing water, in a range of both neutral and vibrant tones. It has unbelievable reflectivity, depth and is as pure as nature.

Cambria continues to expand and evolve the technology limits to give homeowners the eternal beauty of stone colors that once seemed impossible for quartz.

2 100 COLORS, ONE PRICE

Cambria offers a palette of 100 colors, the largest and most exceptional selection of quartz surfaces in the world. All colors and a wide array of edge profiles are offered at the same price!

3 AMERICAN MADE, FAMILY-OWNED

As the only family-owned producer of quartz surfaces in the U.S., Cambria was founded and operates today under the Davis family of businesses, whose strength in manufacturing for 60 years is built on solid values – integrity, quality, innovation and commitment to excellence.

4 NOT IN THE BIG BOX

You won't find Cambria in the large chain retail stores. We only work with trusted independent dealers providing the highest quality service, tailored specifically to you.

5 PREMIUM PERFORMANCE

Cambria is a natural stone surface that is elegant and practical. It is maintenance free and requires no sealing, polishing or reconditioning...ever.

6 QUARTZ, THE NATURAL CHOICE

Stronger than granite, quartz is one of the most abundant and durable minerals found in nature. Cambria is 93% pure quartz.

7 LIFETIME LIMITED WARRANTY

The quality and integrity of Cambria is unmatched. Our company stands behind everything we do for life. Feel the confidence and freedom of living with your Cambria, knowing we stand firmly behind every product we make and every customer we earn.



8 A HEALTHY KITCHEN

Cambria is nonporous and nonabsorbent. You never have to worry about staining or the potential for bacterial growth. NSF certified, Cambria is safe for use as a food preparation surface. Granite is porous and subject to absorption and staining if not maintained with sealers, conditioners and wax.

9 ENVIRONMENTAL BEST

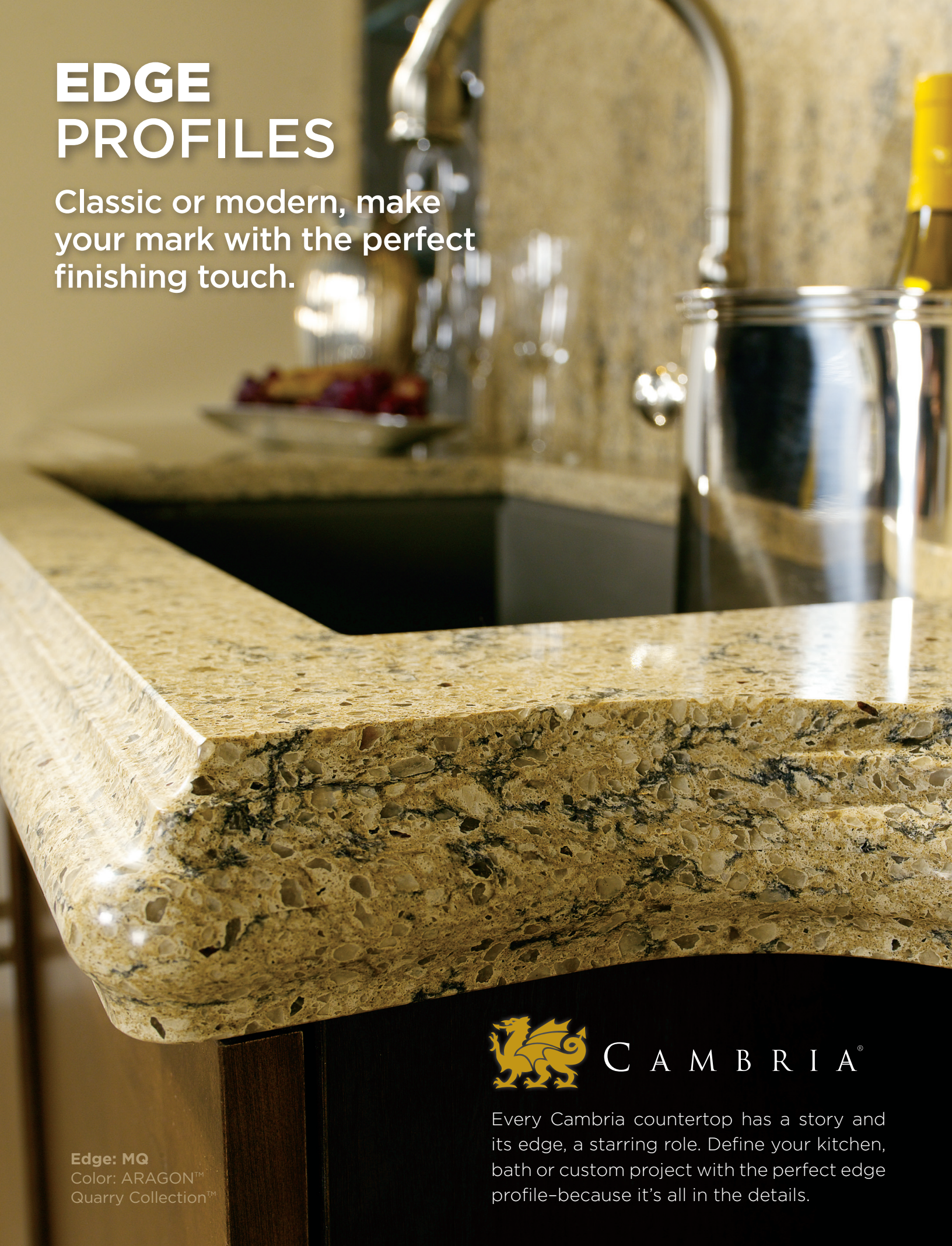
Cambria has a lower carbon footprint when compared to other quartz products that are largely produced in the Middle East, Asia and Europe that require greater transportation and carbon resources en route to market. Cambria also recycles and recovers 100% of the water used in processing. GREENGUARD certified, Cambria is a low emitting product for indoor air quality and suitable for school environments. Air Quality Sciences, Inc. has also tested Cambria thoroughly for radon and confirmed that Cambria surfaces have no harmful emissions of any kind.

10 EXCEEDING EXPECTATIONS

Cambria's reputation is built on a long standing commitment to service, exceptional craftsmanship and beauty. You can be confident you're choosing a company and a product that lives up to its performance promises.

EDGE PROFILES

Classic or modern, make
your mark with the perfect
finishing touch.







C A M B R I A[®]







Every Cambria countertop has a story and its edge, a starring role. Define your kitchen, bath or custom project with the perfect edge profile—because it's all in the details.

Edge: MQ
Color: ARAGON[™]
Quarry Collection[™]



Available Profiles

	2cm	3cm	4cm	6cm
 A	✓	✓	✓	
 Z+S		✓	✓	
 FS		✓		
 V	✓	✓	✓	✓
 Z	✓	✓	✓	
 T				✓
 T	✓	✓	✓	
 FZ			✓	

	2cm	3cm	4cm	6cm
 MD		✓		
 F+V			✓	
 A+R	✓	✓	✓	
 CHISELED	✓	✓	✓	✓
 MITERED	✓	✓		
 MQ				✓

*Some limitations apply; each request will be evaluated on a case by case basis. These profiles are not to scale.



Setting the industry standard for design flexibility and innovation

Version 11B-0531



C A M B R I A®



**FAMILY OWNED
AMERICAN MADE**



OUR ENVIRONMENTAL BEST

At Cambria, we're committed to long term environmental responsibility



C A M B R I A®

Managing and minimizing our impact on the environment in both our product offerings and our daily operations is an important part of our business. As the only producer of natural quartz surfaces in the United States, Cambria offers distinct advantages in the areas of environmental health, safety and sustainability.

In a nutshell, we want our product to have a big impact on our customers . . . not our environment.



Natural Product Attributes

Natural quartz; one of the most abundant minerals on earth is twice as strong as granite lasting far longer than other countertop materials.

Nonporous and nonabsorbent resisting stains such as coffee, tea and wine.

The only quartz surface produced in the USA, resulting in lower transportation requirements. All other quartz surfacing products are manufactured primarily in the Middle East, Asia and Europe.

GREENGUARD For Children and SchoolsSM certified.

GREENGUARD Indoor Air Quality Certified®.

Contributes to projects achieving LEED points.

Certified by NSF International (Standard 51-Food Equipment Materials) as safe for use as a food preparation surface.

Radon free.

Responsible Business Practices

100% of the water in our production plants is recycled.

Recycled water from an on-site storm drainage pond is used to irrigate the grounds of the manufacturing plant.

The Department of Energy (DOE) continually works with Cambria to implement energy saving procedures at Cambria facilities.

Fleet vehicles include hybrids.

A-frame shipping crates that transport slabs and fabricated product are recycled and refurbished.

All diamond-metal tooling is retooled and re-used.

Scrap material is collected and used as road base material on local construction projects.

All computer equipment and batteries are recycled after use.

General office waste is sent for recycling (paper, plastics, ink cartridges, etc.).

Collateral & sales materials are printed on Forest Stewardship Council (FSC) certified paper.

Environmental best practices are promoted through training programs at Cambria University.



Cambria Environmental Quartz Mining Practices

Not only does Cambria purchase its quartz primarily in North American mines, we also work with our mining partners to ensure that every step is taken to fully restore the quarry site after quartz extraction. By stabilizing the slopes of waste rock piles and reclaiming the flat surface with soil and vegetation, the site is preserved in its natural surroundings. Cambria takes pride in knowing that this commitment to environmental restoration leaves behind a large fresh-water lake teeming with fish and surrounded by the native flora and fauna.



A Cambria Countertop is Beautiful, Durable and Earth Friendly



C A M B R I A[®]

CambriaUSA.com

CambriaCanada.com



Cambria Lifetime Limited Warranty



C A M B R I A®

CAMBRIA™ LIFETIME LIMITED WARRANTY

Cambria provides a Lifetime Limited Warranty to the original owners of the installed Cambria™ (the "Product") that the Product will be free from manufacturing defects for so long as the original owner owns the Product. Although the Product is carefully inspected prior to shipping or delivery, it is the responsibility of the Owner to thoroughly inspect the Product upon its receipt. Any damage to the Product thereafter is the responsibility of the Owner. Final inspection and approval of the installation is also the Owner's sole responsibility.

This Limited Warranty shall apply only where Product is properly fabricated and installed in the United States of America or Canada for residential or commercial interior use only by Cambria approved Installers and Fabricators and only where Product, including floor tile, is properly installed for residential or commercial interior use only, subject to the exclusions set forth below; is used for its intended purpose, and is maintained and used strictly in accordance with the Cambria Product Care and Maintenance Information, which are available within this Limited Warranty document and on the Cambria website at CambriaUSA.com.

GENERAL TERMS AND CONDITIONS OF THIS LIMITED WARRANTY

This warranty is Limited. The Owner's sole and exclusive remedy against Cambria shall be at the sole option of Cambria, to repair or replace the defective Product in slab or tile form, depending on the installation, or refund the purchase price.

FURTHER, TO THE EXTENT PERMITTED BY LOCAL LAW, THIS LIMITED WARRANTY IS EXCLUSIVE AND IN LIEU OF ANY OTHER WARRANTY, EXPRESS OR IMPLIED, INCLUDING ANY WARRANTY OF MERCHANTABILITY, FITNESS FOR PARTICULAR PURPOSE, OR OTHER WARRANTY OF QUALITY, WHETHER EXPRESS OR IMPLIED, AND ALL OTHER LIABILITIES OR OBLIGATIONS ON THE PART OF CAMBRIA. ANY IMPLIED WARRANTIES WHICH ARE NOT EXCLUDED HEREBY, DUE TO OPERATION OF LAW, ARE LIMITED IN DURATION TO THE DURATION OF THE EXPRESS WARRANTY PROVIDED HEREIN FOR THE PRODUCT WARRANTED.

IN NO CASE WILL CAMBRIA BE LIABLE EITHER IN TORT, CONTRACT OR OTHERWISE, FOR DIRECT, INDIRECT, SPECIAL, INCIDENTAL, PUNITIVE, CONSEQUENTIAL, OR OTHER SIMILAR DAMAGES, INCLUDING BUT NOT LIMITED TO, DAMAGE FOR LOSS OF BUSINESS PROFITS, BUSINESS INTERRUPTION, OR ANY OTHER LOSS, REGARDLESS OF THE CAUSE OF SUCH DAMAGE WHETHER OR NOT CAUSED BY OR RESULTING FROM THE NEGLIGENCE OF CAMBRIA, EVEN IF CAMBRIA HAS BEEN ADVISED OF THE POSSIBILITY OF SUCH DAMAGES.

This Limited Warranty is the only warranty made by Cambria for Cambria™. No representative, dealer, employee, installer or any other person is authorized to make, modify or change this Limited Warranty or make any other warranty, representation or promise on behalf of Cambria with respect to the Product. No term or condition other than those stated in this Limited Warranty and no agreement or understanding, whether oral or written, in any way purporting to modify or change this Limited Warranty shall be binding upon Cambria, unless made in writing and signed by the President and Chief Executive Officer of Cambria, Martin E. Davis.

EXCLUSIONS

This Limited Warranty shall be null and void unless the Product has been paid for in full.

This Limited Warranty covers only manufacturing defects and DOES NOT apply to Product subjected to damage due to mishandling, abnormal use, misuse or physical or chemical abuse or exposure, direct or sustained heat or cold or sudden or rapid change in temperature or thermal shock, exposure to chemicals, force, pressure or loading applied from a person, utensil or object, including but not limited to cracks and/or chips resulting therefrom.

This Limited Warranty DOES NOT cover damage or effects caused by poor installation or fabrication caused by the installer or fabricator. In addition, improper, insufficient or poorly designed support, cabinets, structures, substrate or sub-floors for countertops, vertical surfaces, or floor tile ARE NOT covered by this Limited Warranty.

Product, including floor tile installed in entry ways, or outdoors, IS NOT covered by this limited warranty. Products that are installed outdoors, in partially covered or sheltered outdoor areas, in entry ways and interior areas subject to traffic flow from the outdoors ARE NOT covered by the limited warranty due to exposure to weather, changing temperatures, sunlight and other conditions because these conditions can damage the Product. Products, including floor tile and vertical surfaces installed in indoor entryways or outdoors can also be damaged by de-icing activities and other chemicals or substances which are tracked onto or which come into contact with the Product.

This Limited Warranty DOES NOT cover Product fabricated and/or installed outside the United States of America or Canada.

This Limited Warranty DOES NOT cover Product installed in applications such as, but not limited to, shower trays or shower pans, steam showers, steam rooms and saunas.

This Limited Warranty DOES NOT apply to Cambria Accents.

This Limited Warranty DOES NOT cover Product installed in moving vehicles including but not limited to, recreational vehicles (RV's) or trailers, aircraft, boats, ships or other watercraft.

This Limited Warranty DOES NOT cover the quality of the installation or damage caused by the installer or fabricator. Installation or fabrication issues must be resolved directly with the point of purchase and are the sole responsibility of the Owner and the point of purchase and NOT of Cambria and ARE NOT covered by this Limited Warranty.

This Limited Warranty DOES NOT cover transportation, freight, tear-out, demolition in any form, disposal and reinstallation, fabrication or associated costs beyond the cost of the Product or its replacement.

Various laws, building and safety codes govern the design, engineering and construction of buildings and installations within them. These vary widely. Cambria assumes no responsibility or obligation with respect to the selection of its Product for the installation or the design, engineering and construction of the installation site.

Cambria IS NOT responsible for damage or injury caused in whole or in part by acts of God, job site conditions, installation, architectural and engineering design, structural movement, acts of vandalism or accidents.

All Limited Warranty claims must be received by Cambria within thirty (30) days after the Owner learns of the facts upon which the warranty claim is based, or such warranty claim shall be deemed waived.

RIGHT OF CAMBRIA TO INSPECT

In order for Cambria to respond under this Limited Warranty, Cambria's authorized agents must be permitted sufficient time and opportunity to inspect the Product, evaluate and respond to any claim.

All decisions regarding the existence of manufacturing defects or affecting this Warranty shall be made by Cambria and shall be final and binding upon the parties.

Cambria Lifetime Limited Warranty



C A M B R I A®

CHOICE OF LAW

This Limited Warranty shall be interpreted exclusively under the laws of the State of Minnesota.

EFFECTIVE DATE

This Limited Warranty only applies to Products purchased and installed after August 1, 2008.

REGISTRATION AND SERVICE - GENERAL PROVISIONS

To register for the Limited Warranty you must complete the Limited Warranty Registration and Service Questionnaire by calling 1-866-CAMBRIA (1-866-226-2742) or by going online at CambriaUSA.com.

To make a claim or obtain service under this Limited Warranty, you must call Cambria Customer Care at 1-866-Cambria (1-866-226-2742) or submit your claim in writing to Cambria, 11000 W. 78th St., Suite 220, Eden Prairie, MN 55344 USA, to the attention of Warranty Services.

Please provide the following information:

1. Your name, address and telephone number
2. Description of the Product application for which the claim is made including the color and thickness of the Product
3. Date of Purchase or date of installation, whichever is earlier
4. Name of Retailer, Installer or Fabricator from whom you purchased the Product
5. A description of the claim

A Cambria Customer Care Representative will contact you to follow up on your claim. This Limited Warranty is not transferable and applies only to the original owner of the Product.

INSTALLATION INFORMATION

Cambria tile is Class 1 dimensionally stable tile (per testing by MAPEI and The Tile Council of North America, Inc.). Cambria recommends that the tile be installed following the American National Standard Institute (ANSI) specifications for the Installation of Ceramic Tile (ANSI A108\A118\A136.I-2006). Follow mortar and grout manufacturer's recommendations on the application, use and clean-up of these materials. This information can be sourced at The Tile Council of North America, Inc. website at TileUSA.com. Cambria DOES NOT warrant the installation of tile it sells. The Purchaser and/or installer are responsible for proper inspection before installing, and proper installation of the tile. Additional Product information is in the Cambria Product Care & Maintenance Information below.

CAMBRIA PRODUCT CARE & MAINTENANCE INFORMATION

Maintaining Cambria is easy. Simply wash with a soft cotton cloth and warm water, use a mild soap if desired.

DO NOT expose, in use or otherwise, Cambria to abrasive or strong alkaline or acid or free radicals or oxidizers or the like (whether high, neutral or low pH) cleaners. Various chemicals are corrosive and/or erosive in their ability to attack any structure including Cambria. Be very aware of these potential damages to your surface.

Cambria IS NOT heat proof, chemical proof or fracture proof in any form. Be aware of damaging exposure to these potential damaging acts upon your Cambria.

DO NOT use or expose Cambria to such products including, but not limited to bleach, oven cleaners, Comet®, Soft Scrub®, SOS®, products with pumice, batteries, paint removers, furniture strippers, tarnish or silver cleaners, or the like. DO NOT use abrasive or harsh scrub pads. DO NOT apply any sealers, penetrants or topical treatments to Cambria under any circumstances. Such products will wear off and cause the gloss to appear dull or inconsistent. Contact Cambria for further information by calling 1-866-Cambria or visiting our website at CambriaUSA.com.

1. Cambria is pure natural quartz. Variation in the natural stone (quartz) color, pattern, size, shape and shade are inherent and unique characteristics to be expected with this Product. This does not affect the Product performance in any manner.
2. Color blotches are intended and designed into many colors to enhance the natural beauty. Samples are small select cuts from a slab; they do not exhibit all the characteristics of a color and therefore are not fully representative of what will be installed. Product will not be replaced due to these variations.
3. Cambria is durable and more resistant to surface damage than other stone. However, all stone can be damaged by force and no stone is chip-proof. Objects hitting edges particularly at sinks or dishwashers may cause chips. Though a minor knife slip will dull the knife and not harm Cambria, no stone surface is scratch-proof. Surface markings are more visible on monotone colors than multi-colored surfaces.
4. Cambria is not a seamless Product, seams are visible. Where there are seams the Product pattern and shade can change.
5. Natural stone surfaces can be damaged by sudden and/or rapid change of temperature especially near the edges, as well as direct and/or sustained heating of the top. Cambria may not withstand the direct transfer of heat from pots and pans and other cooking units such as electric frying pans and griddles, and some crockpots or roaster ovens and heat lamps. Therefore, the use of a hot pad or trivet is always recommended to prevent heating the Product.
6. Cambria is not a structural support Product. 2cm and 3cm Cambria thicknesses are for countertops and must be supported. 1cm thicknesses are for surface finishes such as walls, tub and shower surrounds and fireplaces; horizontal applications such as a tub deck must be completely supported as well.
7. Semi-polished finishes (1cm) will not shine and will soil and appear to stain from soiling.
8. Cambria installation is optimized when walls and cabinets are properly prepared for installation. This includes but is not limited to structurally sound, straight, level and square walls and cabinets, lack of which may cause poor installation and poor seam fit, or inconsistent countertop overhang and placement.
9. Cambria installation does not include qualification of any sink or stove cutouts (any cutouts), faucet hole locations or cabinet sizes. Cambria IS NOT responsible for verifying if sinks, stove or other cutout appliances, cabinets and faucet hole locations fit together well, or at all. This is the responsibility of the owner, general contractor, or the like. Cambria will fabricate cutouts per supplied model/template information. Cambria IS NOT responsible for the accuracy of the information provided.
10. Cambria installation does not include any plumbing or electrical work.

Thank you for your purchase of Cambria™.

Version 11K-0713

FOR CUSTOMER SERVICE INQUIRIES,
PLEASE DIAL 1-866-CAMBRIA,
OR VISIT CAMBRIAUSA.COM



FAMILY OWNED
AMERICAN MADE

